

3G/HD/SD Video Switcher

HVS-490 "HANABI"

Preliminary

FOR.A[®]
INNOVATIONS IN VIDEO
and AUDIO TECHNOLOGY

花火
HANABI

3G/HD/SD VIDEO SWITCHER

HVS-490

HANABI



Our newest production switcher, leveraging the creative power of the HANABI series.

HVS-490 switcher inherits key technology of HVS-2000 and HVS-390HS while opening the door to even more affordable 4K production. Exclusive MELite™ technology extends the switcher's 2 M/Es to offer 6 M/E performance.*1 Expand your switching capabilities even more by assigning FLEXaKEY™ or feature rich 2.5D DVE, for compositing with up to 12 keyers. Take advantage of this truly broad range of switching in live production.

*1 Using an optional HVS-49IO card. In 4K mode, 1 M/E + 1 MELite is available.



Highlights

1 MELite™

MELite expands the capabilities of AUX transitions. With an AUX bus, able to preview transitions before executing them, and enjoy the same control over AUX output as for PGM or PST. Two MELites are provided, and an optional HVS-49IO card brings the total to four. Assigning FLEXaKEY to an MELite expands the system adding the equivalent of two M/E buses to the standard two Full ME's, brings the total available to four. 4–6 M/E performance is possible in a 2 M/E switcher.

- Preview output from an AUX bus when applying transitions (cut, mix, or wipe) or keying. This background breaking technology makes sure your production is ready for virtually any request.
- For greater impact and more sophisticated switching, MELite can be assigned before M/E buses.
- Any ME can be assigned to multiple on stage monitors for independent background transitions and graphics transitions all from the same control panel.



2 FLEXaKEY™

Special FLEXaKEY keyers are designed for flexible reassignment. The four FLEXaKEYs provided operate separately from standard keyers of the full M/E buses. Easy keying of four different FLEXaKEYs in any AUX bus is another highlight enabling impressive performances beyond the reach of conventional switchers.

- Quad FLEXaKEY system can be freely assigned to M/E or AUX buses. Combine up to eight keyers for an M/E bus (4 keyers + 4 FLEXaKEYs).
- P-in-P display is possible using an AUX bus, and assigning FLEXaKEY to an MELite enables use as an upstream key.
- FLEXaKEY can also be applied to create a multi-monitor video wall with a single HVS-490.



3 DVEs

Choose from cut, mix, or wipe transitions. In addition to 100 wipe patterns, the switcher offers 16 useful 2.5D DVE wipes such as rotate, perspective and reposition. Also rich effects including mosaic, posterization, pseudo color and defocus are also provided.



4 Extensive input/output

16 video inputs are provided, expandable to 40, along with 9 video outputs (including 1 HDMI port) that are expandable to 22 (including 2 HDMI ports). For 4K*2, 8 to 10 inputs and 6 to 7 (including 2 HDMI ports) outputs (expandable to 7) are provided. See "Options" for details on expansion cards.

*2 HVS-49IO and HVS-49EXP4K are required for supporting 4K.

Stand
HVS-49
up to 16

provides
and oth
outputs
and PG

AES
Support
Able to

2SI/S
Ready for
process

*3 With HVS-49AES expansion card

*4 With HVS-49EXP4K software and HVS-49IO card

4K UHD signal	3840 x 2160/59.94p, 3840 x 2160/50p, 3840 x 2160/29.97p, 3840 x 2160/25p, 3G (Level-A)/HD-SDI x 4 (quad link), 2SI or SQD
HDMI output	2 outputs; 4K UHDTV (3840p)
Processing	4 : 2 : 2, 3G-SDI, 10 bit
Transitions	Same as in regular mode
2.5 DVE	Standard: 2, Max.: 4
Keyer	2 channels; luminance keyer, full keyer, bus keyer, box mask
FLEXaKEY	1 channel; luminance keyer, full keyer, bus keyer; output to M/E, MELite, or AUX
Color corrector	1
Multi viewer	3 lines of multi viewer output (some layout restrictions)
Genlock input	Same as in regular mode
System phase adjustment	
Video I/O delay	



Applications

Live staging

The HVS-490 has an incredibly powerful feature set making it ideal for live staging and event applications where systems must be set up quickly and temporarily. Event memory and macro functions make it easier to prepare for performances. MELite eliminates the need to have several switchers ready for multi-monitor staging, greatly reducing the equipment required. It's essential to keep production simple and easy, preventing mistakes and helping operators focus on staging.



Mobile OB and Up-Link production trucks

The HVS-490 with its robust feature set is perfect for small mobile video production or Up-Link in which space is limited. The HVS-490 switcher offers a rich feature set perfect for live or recorded production. With integrated frame synchronizers and multi viewer, the HVS-490 can reduce the amount of equipment required in the truck. Using multiple control FOR-A control panels, the system can also provide an environment for several operators each in charge of separate tasks for example one for the main event and a second for a web cut of the same event.



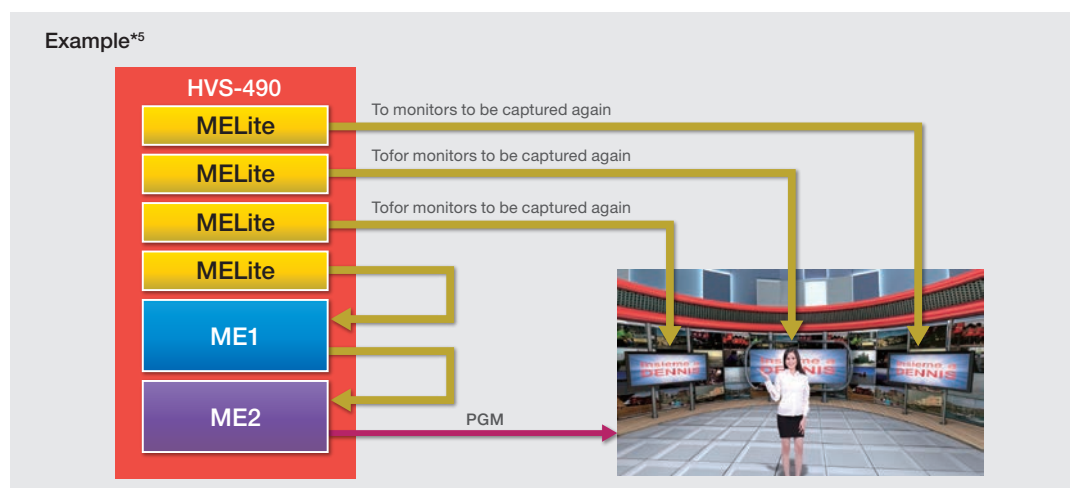
Sophisticated performances from a single HVS-490

MELite

Two M/E buses are complemented by MELite blocks. With cut, mix, and wipe transitions, and keying available from four buses,*⁵ operators enjoy the performance of 6 M/Es in a single unit.*⁶ MELite is ready for a broad range of scenarios, such as output different from 2 M/E, material used for M/E, or applying additional effects to M/E output.

FLEXaKEY

FLEXaKEY™ provides a convenient keyer that can be freely assigned to M/E 1, M/E 2, or AUX buses. Applying FLEXaKEY™ to M/E 2 puts a quad FLEXaKEY™ under your control, combining four traditional keyers. Up to eight keyers can be combined. Combine an AUX bus and MELite™ for P-in-P display or use as an upstream key. Multi-monitor, video wall environments can be implemented separately, without using an M/E bus at all, thanks to FLEXaKEY™.



*⁵ By adding HVS-490IO

*⁶ In 4K mode, 1 M/E + 1 MELite

Full-featured control

■ Frame Synchronizer

Every input in the HVS-490 is outfitted with frame synchronizers that enable switching of synchronous and asynchronous video signals. Installation of optional expansion cards supports asynchronous input signals from PCs, etc. Each input is also equipped with a process amplifier capable of adjusting the video level and chroma level, hue of the input signal.

■ Re-sizing Engine

Up re-sizing feature is provided on 4 of the standard inputs. This achieves a fully mixed SD/HD environment with the HVS-490. This is ideally suited for re-sizing not only SD signals but also PC video.*⁶

*⁶ With HVS-100PCI PC input card

■ Audio playback support

Play back audio with video in the internal media players and integrate sound effects are also available during Graphic-Wipe transitions.

■ Keyer

For HD input, 2.5D DVEs can be assigned to all four keyers of each M/E and all four FLEXaKEYs.*⁷ The four chroma keys provided can also be assigned to each keyer or FLEXaKEY. Edge effects (configurable up to 8h) are also available for each keyer, as a standard feature.

*⁷ With 1080/59.94p or 1080/50p input, assigning 2.5D DVEs to all keyers at the same time requires an optional HVS-49DVE. Share up to 8 DVEs among keyers, FLEXaKEYs, and transitions in a standard configuration.



■ 4 Still/Clip Stores

Load video input signals or PGM output signals as stills,*⁸ or import data (either stills or clips with up to 900 frames) created on a computer via Ethernet for use as wipes. Can also be loaded from an SD card, when a control panel is connected. Using the backup feature, you can also save stills or clips to an optional SSD in the switcher to load the data when the HVS-490 is restarted.

*⁸ JPEG, TGA, and BMP supported

■ External Interfaces

Plentiful interfaces include GPI IN (19 inputs), GPI IN/TALLY OUT (22 outputs), Alarm output (cooling fan, power), RS-422 (for editing or other interfaces), and Ethernet (for control from a computer). GPI ports on the operation unit also support up to 6 inputs and 6 outputs.



■ Macro Function

A macro function enables you to store and register a series of operations and then perform complicated operations with one push of a button.



■ Event memory/user button

Up to 100 registers of control panel configurations can be stored as events. Event memories can be recalled easily from the user buttons on the control panels and remote control panels. Operators can freely set the transition durations and effects. By storing events in advance, operators can use event memories to make performances more exciting and expressive, simply by pressing buttons during the event. And because a variety of HVS-490 functions can be freely assigned to user buttons, operators can customize control panels as they wish.



■ GUI Control Function

HVS-490 settings can be adjusted from a computer connected via Ethernet, thanks to a built-in webserver. Settings can also be adjusted from mobile devices connected via Wi-Fi to a local access point.

Convenient control panels


Choose from HVS-492OU or HVS-492WOU to suit your applications.

Advantages include enhanced usability and accurate control through customizable RGB button lights assigned to specific video material or button functions, an OLED display for material, a 7-inch touch panel, source and macro name display, and more. Direct input via a three-axis (XYZ) joystick, menu control knobs, and a keypad. A range of functions can also be assigned to user buttons in convenient locations on the control panel. Use an SD card to load or save configuration files and stills. Remote setup, control, and previews are possible via the switcher's internal webserver.

HVS-492OU 2 M/E (18 buttons) Control panel



HVS-492WOU 2 M/E (22 buttons) Control panel



Options

Software

Supports 4K formats or video systems used for editing.

HVS-49EXP4K

4K Expansion Software

Adds support for 4K (3840 x 2160/59.94p, 50p, 2SI/SQD) input and output.*⁹

*⁹ HVS-49IO is required.

HVS-49ED

Editor Interface Software

Adds support for protocols used for editing on other video systems (BVS/DVS, GVG).

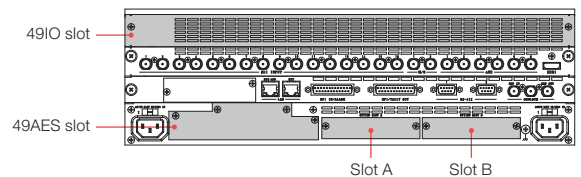
HVS-49SD

SD Expansion Software

Adds support for SD (625/50i, 525/60i) signals.

Expansion cards

Add the number of interfaces or the extended features you need by installing expansion cards in the three slots.



HVS-49IO

available for 49IO slot

3G/HD-SDI Input/Output, HDMI Output Card

16 3G/HD-SDI inputs, 8 outputs, and 1 HDMI output are possible with a single card. A frame synchronizer function for all inputs and re-sizing (expansion) function for 4 inputs are provided. SD images can be processed internally as HD images. Compatible with Level A signal input when 3G-SDI signals are supplied.

HVS-100TB2

available for slot A or B

Thunderbolt™2 Expansion Card

4 channels of full HD input and output can be transferred by a single card. *¹⁰ Simultaneously transfers video, audio, and control signals.

*¹⁰ The number of channels varies depending on the video formats.



HVS-100DI-A

available for slot A or B

3G/HD/SD*¹¹-SDI Input Card

4 channels of 3G/HD/SD-SDI input are possible with a single card. A frame synchronizer function for all inputs and re-sizing (expansion) function for 2 inputs are provided. Compatible with both Level A and B signal input when 3G-SDI signals are supplied. (Level B signals are automatically converted to Level A.)

*¹¹ HVS-49SD is required.



HVS-100DO

available for slot A or B

3G/HD/SD-SDI Output Card

2 channels of 3G/HD/SD-SDI*¹¹ output are possible with a single card. As down-converters are provided for all outputs, HD and SD images can simultaneously be output.

*¹¹ HVS-49SD is required.



HVS-100AI

available for slot A or B

Analog Video Input Card

2 channels of analog video signal input are possible with a single card. Input terminal 2 is a dedicated connector (conversion connector supplied). The user can select between analog composite and analog component (HD or SD*¹¹) input for each input terminal.

*¹¹ HVS-49SD is required.



HVS-100AO

available for slot A or B

Analog Video Output Card

2 channels of analog video signal output are possible with a single card. Output terminal 2 is a dedicated connector (conversion connector supplied). The user can select between analog composite and analog component (HD or SD*¹¹) output for each output terminal.

*¹¹ HVS-49SD is required.



HVS-100PCI available for slot A or B

PC (HDMI/VGA) Input Card

HDMI and VGA terminals have been mounted onto a single card.
2 input channels are possible using both.



Resolutions supported by input cards

HD mode ^{*12}	1080/59.94p	1024 x 768/60Hz (XGA), 1280 x 1024/60Hz (SXGA), 1280 x 768/60Hz (WXGA), 1600 x 1200/60Hz (UXGA), 1920 x 1200/60Hz (WUXGA), 1920 x 1080/59.94p (HDTV)
	1080/50p	1024 x 768/60Hz (XGA) ^{*13} , 1280 x 1024/60Hz (SXGA) ^{*13} , 1280 x 768/60Hz (WXGA) ^{*13} , 1600 x 1200/60Hz (UXGA) ^{*13} , 1920 x 1200/60Hz (WUXGA) ^{*13} , 1920 x 1080/50p (HDTV)
	1080/29.97p	1920 x 1080/29.97p (HDTV)
	1080/25p	1920 x 1080/25p (HDTV)
	1080/24p	1920 x 1080/24p (HDTV)
	1080/23.98p	1920 x 1080/23.98p (HDTV)
	1080/59.94i	1024 x 768/60Hz (XGA), 1280 x 1024/60Hz (SXGA), 1280 x 768/60Hz (WXGA), 1600 x 1200/60Hz (UXGA), 1920 x 1200/60Hz (WUXGA), 1920 x 1080/59.94i (HDTV)
	1080/50i	1024 x 768/60Hz (XGA) ^{*13} , 1280 x 1024/60Hz (SXGA) ^{*13} , 1280 x 768/60Hz (WXGA) ^{*13} , 1600 x 1200/60Hz (UXGA) ^{*13} , 1920 x 1200/60Hz (WUXGA) ^{*13} , 1920 x 1080/50i (HDTV)
	1080/29.97PsF	1024 x 768/60Hz (XGA), 1280 x 1024/60Hz (SXGA), 1280 x 768/60Hz (WXGA), 1600 x 1200/60Hz (UXGA), 1920 x 1200/60Hz (WUXGA), 1920 x 1080/29.97PsF (HDTV)
	1080/25PsF	1024 x 768/60Hz (XGA) ^{*13} , 1280 x 1024/60Hz (SXGA) ^{*13} , 1280 x 768/60Hz (WXGA) ^{*13} , 1600 x 1200/60Hz (UXGA) ^{*13} , 1920 x 1200/60Hz (WUXGA) ^{*13} , 1920 x 1080/25PsF (HDTV)
	720/59.94p	1024 x 768/60Hz (XGA), 1280 x 1024/60Hz (SXGA), 1280 x 768/60Hz (WXGA), 1280 x 720/59.94p (HDTV)
	720/50p	1024 x 768/60Hz (XGA) ^{*13} , 1280 x 1024/60Hz (SXGA) ^{*13} , 1280 x 768/60Hz (WXGA) ^{*13} , 1280 x 720/50p (HDTV)
SD mode	625/50i	640 x 480/60Hz (VGA) ^{*13} , 800 x 600/60Hz (SVGA) ^{*13} , 1024 x 768/60Hz (XGA) ^{*13} , 720 x 576/50i (SDTV, PAL)
	525/60i	640 x 480/60Hz (VGA), 800 x 600/60Hz (SVGA), 1024 x 768/60Hz (XGA), 720 x 480/60i (SDTV, NTSC)

^{*12} HDCP-incompatible

^{*13} Distortion occurs with 25 or 50 fps source video at a refresh rate of 60 Hz.

HVS-100PCO available for slot A or B

PC (HDMI/VGA) Output Card

HDMI and VGA terminals have been mounted onto a single card.
2 output channels are possible using both.



Resolutions supported by output cards

HD mode ^{*12}	1080/59.94p	1280 x 1024/60Hz (SXGA), 1600 x 1200/60Hz (UXGA), 1680 x 1050/60Hz (WSXGA), 1920 x 1200/60Hz (WUXGA), 1920 x 1080/59.94p (HDTV)
	1080/50p	1280 x 1024/60Hz (SXGA) ^{*13} , 1600 x 1200/60Hz (UXGA) ^{*13} , 1680 x 1050/60Hz (WSXGA) ^{*13} , 1920 x 1200/60Hz (WUXGA) ^{*13} , 1920 x 1080/50p (HDTV)
	1080/29.97p	1280 x 1024/60Hz (SXGA), 1600 x 1200/60Hz (UXGA), 1680 x 1050/60Hz (WSXGA), 1920 x 1200/60Hz (WUXGA), 1920 x 1080/29.97p (HDTV)
	1080/25p	1280 x 1024/60Hz (SXGA) ^{*13} , 1600 x 1200/60Hz (UXGA) ^{*13} , 1680 x 1050/60Hz (WSXGA) ^{*13} , 1920 x 1200/60Hz (WUXGA) ^{*13} , 1920 x 1080/25p (HDTV)
	1080/24p	1920 x 1080/24p (HDTV)
	1080/23.98p	1920 x 1080/23.98p (HDTV)
	1080/59.94i	1280 x 1024/60Hz (SXGA), 1600 x 1200/60Hz (UXGA), 1680 x 1050 /60Hz (WSXGA), 1920 x 1200/60Hz (WUXGA), 1920 x 1080/59.94i (HDTV)
	1080/50i	1280 x 1024/50Hz (SXGA), 1280 x 1024/60Hz (SXGA) ^{*13} , 1600 x 1200/50Hz (UXGA), 1600 x 1200/60Hz (UXGA) ^{*13} , 1680 x 1050/50Hz (WSXGA), 1680 x 1050/60Hz (WSXGA) ^{*13} , 1920 x 1200/50Hz (WUXGA), 1920 x 1200/60Hz (WUXGA) ^{*13} , 1920 x 1080/50i (HDTV)
	1080/29.97PsF	1280 x 1024/60Hz (SXGA), 1600 x 1200/60Hz (UXGA), 1680 x 1050 /60Hz (WSXGA), 1920 x 1200/60Hz (WUXGA), 1920 x 1080/29.97PsF (HDTV)
	1080/25PsF	1280 x 1024/50Hz (SXGA), 1280 x 1024/60Hz (SXGA) ^{*13} , 1600 x 1200/50Hz (UXGA), 1600 x 1200/60Hz (UXGA) ^{*13} , 1680 x 1050/50Hz (WSXGA), 1680 x 1050/60Hz (WSXGA) ^{*13} , 1920 x 1200/50Hz (WUXGA), 1920 x 1200/60Hz (WUXGA) ^{*13} , 1920 x 1080/25PsF (HDTV)
	720/59.94p	1280 x 1024/60Hz (SXGA), 1280 x 768/60Hz (WXGA), 1280 x 720/59.94p (HDTV)
	720/50p	1280 x 1024/50Hz (SXGA), 1280 x 1024/60Hz (SXGA) ^{*13} , 1280 x 768/50Hz (WXGA), 1280 x 768/60Hz (WXGA) ^{*13} , 1280 x 720/50p (HDTV)
SD mode	625/50i	800 x 600/50Hz (SVGA), 800 x 600/60Hz (SVGA) ^{*13} , 720 x 576/50i (SDTV, PAL)
	525/60i	800 x 600/60Hz (SVGA), 720 x 480/60i (SDTV, NTSC)

HVS-49AES available for 49AES slot**Digital Audio I/O Card**

Supports 4 lines (8 channels) of balanced or unbalanced audio input and output.

HVS-49DVE**2.5D DVE Expansion Card**

16 channels of 2.5D DVE output are possible.*¹⁴ In conjunction with the switcher's standard 2.5D DVEs, puts a total of 32 channels of DVEs at your command. DVEs are available for all keyers and FLEXaKEYs when 1080/59.94p, 50p, or 4K formats are used.

*¹⁴ 8 channels for 1080/59.94p or 50p

Other options**HVS-492OU/HVS-492WOU****Control panels**

For details, see "Convenient control panels."

HVS-AUX16B**Tabletop AUX Remote Control Panel**

16-button tabletop AUX remote control panel.

**HVS-AUX16A/AUX32A/AUX64A****AUX Remote Control Panel**

16- and 32-button models are 1U size, and 64-button models are 2U. Up to 10 AUX units can be connected via Ethernet. Greatly expand switcher versatility by assigning AUX source previews or a variety of functions to each button.



HVS-AUX16A



HVS-AUX32A



HVS-AUX64A

HVS-49SSD240G**SSD Expansion Option**

SSD for storing stills and clips.

HVS-TALR20/32**Tally Interface Unit**

Connect up to three of the following half-rack tally units to a single HVS-490.

- HVS-TALOC20: Open-collector, 20 contacts
- HVS-TALOC32: Open-collector, 32 contacts
- HVS-TALR20: Relay, 20 contacts
- HVS-TALR32: Relay, 32 contacts

HVS-49PSM/49PSO**Redundant Power Supply Unit**

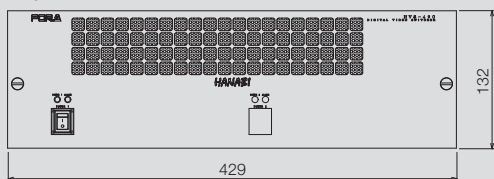
HVS-49PSM provides a redundant power supply for HVS-490. HVS-49PSO is available for HVS-492OU or HVS-492WOU.

External view

Unit: mm

HVS-490

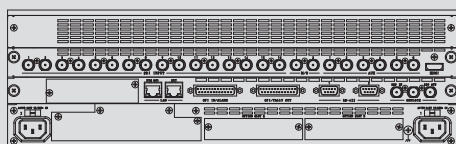
Front



Side

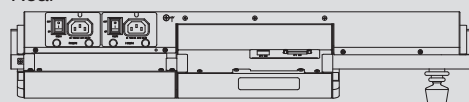


Rear

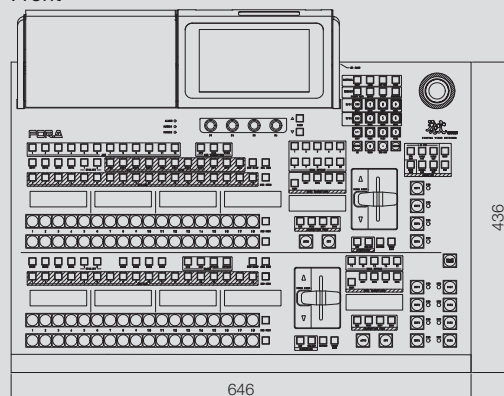


HVS-4920U

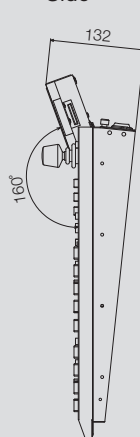
Rear



Front

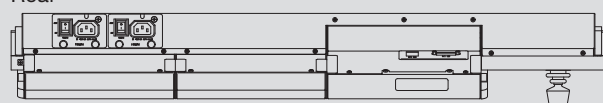


Side

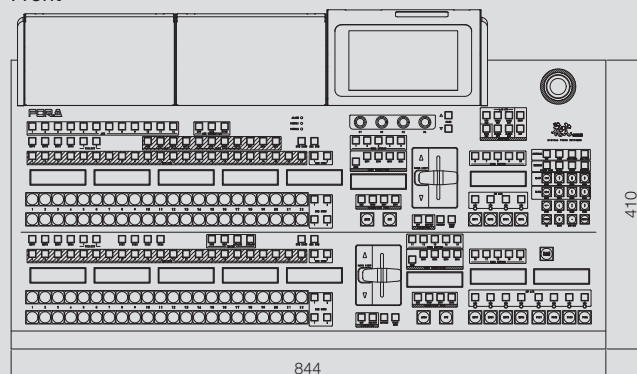


HVS-492WOU

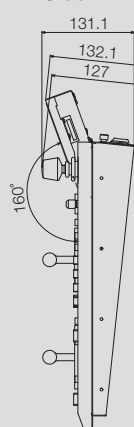
Rear



Front



Side



Specifications (Preliminary)

M/E buses	2M/E
Control panels	HVS-492WOU: 2M/E 22 buttons HVS-492OU: 2M/E 18 buttons
Video formats	1.5G-SDI: 1080/59.94i, 1080/50i, 1080/29.97PsF, 1080/29.97p, 1080/25PsF, 1080/25p, 1080/24PsF, 1080/24p, 1080/23.98PsF, 1080/23.98p, 720/59.94p, 720/50p 3G-SDI: 1080/59.94p, 1080/50p (Level-A)
Video formats (optional)	
HVS-49EXP4K	4K: 2SI or SQD
Video inputs	HD-SDI: 1.5 Gbps, BNC x 16, 75Ω (frame synchronizer x 16, re-sizing engine x 4) 3G-SDI: 3 Gbps
Video inputs (optional)	
HVS-100DI-A	HD-SDI (1.5 Gbps), BNC x 4, 75Ω 3G-SDI (3 Gbps), BNC x 4, 75Ω
HVS-100AI	HD analog component, Analog composite
HVS-100PCI	HDMI: SXGA to WUXGA/HDTV (1080i, 1080/59.94p, 50p, 29.97p, 25p, 24p, 23.98p), SXGA to WXGA/HDTV (720p) RGB: SXGA to WUXGA/HDTV (1080i, 1080/59.94p, 50p), SXGA to WXGA/HDTV (720p)
Number of video input	Standard: 16 (SDI only) / Max.: 40 (varies depending on optional configuration)
Video outputs	HD-SDI: 1.5 Gbps, BNC x 8, 75Ω (PGM x 2, AUX x 6) 3G-SDI: 3 Gbps HDMI (AUX) x 1 (HDCP-incompatible. AUDIO support)
Video outputs (optional)	
HVS-100DO	HD-SDI (1.5 Gbps), BNC x 2, 75Ω 3G-SDI (3 Gbps), BNC x 2, 75Ω
HVS-100AO	HD analog component, Analog composite
HVS-100PCO	HDMI: SXGA to WUXGA/HDTV (1080i, 1080/59.94p, 50p, 29.97p, 25p, 24p, 23.98p), SXGA to WXGA/HDTV (720p) RGB: SXGA to WUXGA/HDTV (1080i, 1080/59.94p, 50p), SXGA to WXGA/HDTV (720p)
Number of video outputs	Standard: 9 (SDI x 8 + HDMI x 1) / Max.: 22 (varies depending on optional configuration)
AUX	Standard: 6, Max.: 12
Processing	4:2:2, digital component
Quantization	3G/HD/SD-SDI: 10-bit
Multi viewer	Output channels: 3 Split display: 2/4/5/7/9/10/11/14/15/16 (Max. 49 via HDMI 2.0 Level B) Display: Title, tally, audio level meter
Process amplifier	Equipped with all inputs
Still/clip store	4 channels (stores up to 900 frames (30 seconds) at 1080i)
2.5 DVE	Standard: 16, Max.: 32 (1080/59.94p, 50p: Standard: 8, Max.: 16)
2.5 DVE (optional)	
HVS-49DVE	16 (1080/59.94p, 50p: 8)
Transitions	Available controller: Fader controller, AUTO button, CUT button Type: MIX or WIPE (DVE included)
Audio inputs/outputs (optional)	
HVS-49AES	Embedded: BNC x 8 (16 channels), synchronous/asynchronous, 48 kHz, 16 to 24 bit (3G Level B: Link A embedded only) Input: BNC x 4 (stereo x 4, 8 channels), unbalanced, 75Ω, 32/44.1/48 kHz, 24-bit Output: BNC x 4 (stereo x 4, 8 channels), unbalanced, 75Ω, 48 kHz, 24-bit I/O: D-sub 25-pin x 1 (stereo x 4, 8 channels), 110Ω, balanced, input: 32/44.1/48 kHz, output: 48 kHz, 24-bit
Genlock input	BB: 0.429 Vp-p (NTSC)/0.45 Vp-p (PAL) or Tri-level sync: ±0.3 Vp-p, 75Ω, BNC x1, loop-through (to be terminated with 75Ω terminator, if unused)
Genlock output	BB: 0.429 Vp-p (NTSC)/0.45 Vp-p (PAL) or Tri-sync: 0.6 Vp-p, 75Ω, BNC x 1
System phase adjustment	Horizontal: -1/2H to +1/2H
Video I/O delay	Minimum delay (1H), 0 to 1 frames + 1H (when FS or input re-sizing engine used) 1 to 2 frames + 1H (when FS or input re-sizing engine plus DVE used) 2 to 3 frames + 1H (when FS or input re-sizing engine plus output re-sizing engine plus DVE used)
External memory	SD-CARD slot
Internal memory (optional)	
HVS-49SSD240G	240 GB
Interface	RS-422: 9-pin D-sub (female) x 2 GPI IN: 25-pin D-sub (female) for 19 inputs GPI/TALLY OUT: 25-pin D-sub (female) for 22 outputs Ethernet: RJ-45 x 2, HVS-LAN (for OU connection), PC-LAN (for computer and peripheral device connection)
Temperature/humidity	0°C to 40°C/10% to 90% (no condensation)
Power	HVS-490/HVS-492OU/HVS-492WOU: AC 100 V to 240 V±10%, 50/60 Hz
Consumption	HVS-490: 510 W HVS-492OU: 43 W HVS-492WOU: 64 W
Size/weight	HVS-490: 429 (W) mm x 132 (H) mm x 490 (D) mm/approx. 16.5 kg* HVS-492OU: 646 (W) mm x 436 (H) mm x 132 (D) mm/approx. 10.4 kg* HVS-492WOU: 844 (W) mm x 410 (H) mm x 132.1 (D) mm/approx. 11.8 kg*
Accessories	Included with HVS-490: CD-ROM (Operation manual), Quick Setup Guide, AC cord, rack mount bracket HVS-490WOU/HVS-490OU: MU/OU connecting cable (10 m), AC cord
Consumables/replacement timing (under constant use at room temperature)	HVS-490: Power unit/approx. 5 years, Redundant power supply unit/approx. 5 years, Cooling fan/approx. 4 years HVS-492OU: Power unit/approx. 5 years, Redundant power supply unit/approx. 5 years HVS-492WOU: Power unit/approx. 5 years, Redundant power supply unit/approx. 5 years
Options	See "Options" for details.

* Standard configuration. Preliminary

– MELite and FLEXaKEY are trademarks of FOR-A Company Limited.



Head Office: 3-8-1 Ebisu, Shibuya-ku, Tokyo 150-0013, Japan

FOR-A Corporation of America Corporate Office: Tel: +1-714-894-3311

11155 Knott Ave., Suite G&H, Cypress, CA 90630, U.S.A.

FOR-A Corporation of America Northeast Office: Tel: +1-201-944-1120

2 Executive Drive, Suite 670, Fort Lee, NJ 07024, U.S.A.

FOR-A Corporation of America Southeast Office: Tel: +1-305-931-1700

8333 North West 53rd Street, Suite 450, Doral, FL 33166, U.S.A.

FOR-A Corporation of America Service Center: Tel: +1-352-371-1505

2400 N.E. Waldo Road, Gainesville, FL 32609, U.S.A.

FOR-A Corporation of Canada: Tel: +1-416-977-0343

1131A, Leslie Street #209, Toronto, Ontario, M3C 3L8, CANADA

FOR-A Europe S.r.l.: Tel: +39-039-879-778

Via Volturmo, 37, 20861 Brugherio MB, Italy

FOR-A UK Limited: Tel: +44-(0)20-3044-2935

Trident Court, 1 Oakcroft Road, Chessington, KT9 1BD, UK

ISO 9001 and 14001 certified
(Sakura R&D)

<http://www.for-a.com/>

FOR-A Italia S.r.l.: Tel: +39-039-881-086/103

Via Volturmo, 37, 20861, Brugherio MB, Italy

FOR-A Corporation of Korea: Tel: +82-(0)2-2637-0761

1007, 57-5, Yangsan-ro, Yeongdeungpo-gu, Seoul 150-103, Korea

FOR-A China Limited: Tel: +86-(0)10-8721-6023

1307 Huateng Building, No. 302, 3 District, Jinsong, Chaoyang, Beijing 100021, China

FOR-A Middle East-Africa Office: Tel: +971-(0)4-551-5830

Dubai Media City, Aurora Tower, Office 1407, P.O. Box 502688, Dubai, UAE

Agiv (India) Private Limited (FOR-A India): Tel: +91-22-2673-3623

2nd Floor, Valecha Chambers, Link Road, Andheri (W), Mumbai 400053, India

FOR-A South East Asia Office: Tel: +852-2110-1352

Studio 09, Rm. A1, 3/F., Phase 1, Hang Fung Ind. Bldg., 2G Hok Yuen St., Hung Hom, Hong Kong